

Formula D



EuroCup Winner



TOYOTA FJ Cruiser



GT300 Winner

OS Racing World

RACING PERFORMANCE by OSGIKEN

www.osgiken.co.jp



OSGIKEN Co., Ltd. RACING PERFORMANCE by OSGIKEN

Head Office:
464 Okimoto, Naka-ku, Okayama JAPAN 702-8001
TEL +81-86-277-6609 FAX+81-86-277-8115
E-mail: sales@osgiken.co.jp Office Hour: 9:00-19:00 JST


www.osgiken.co.jp

0910 OSGIKEN

since 1973

OSGIKEN Co., Ltd. Racing Power Unit & Parts Development

LEGENDARY DURABILITY AND PERFORMANCE



TC24-B1

325PS

since 1973

1975

1980

1985

1990


1995

2000

2005

2010

- Forged Pistons
- Aluminium Oil Pan
- TC24-B1 DOHC 4 Valve Engine
- Multi-Plate Clutch



OSGIKEN





Super Lock LSD

OS88 Sequential Transmission

- RB30-E2996 RB26DETT
- RB315-E3138 RB26DETT

- Close Ratio Gear Kit
- Crank Shaft
- STR Clutch
- Connecting Rod
- Cam Gear



RB30-E2996 RB26DETT



over 1000PS

In 1975, OS Giken made its memorable entry into the racing world with its unparalleled Four Valve DOHC TC16-MAII/TC24-B1 engine and firmly established itself as one of the most innovative race engineering companies in Japan.

Because all OS Giken's designs and concepts are based on sound engineering and quality manufacturing, their reputation for reliable performance and durability is unparalleled.

Our Drive Train Products Provide Winning Results.

Our drive train products provide winning results and enable your vehicle's high performance engine to deliver power where it counts.

Products like our "OS Racing Clutch" and "OS Super Lock LSD" not only enhance engine response and handling to reduce lap times and win races, but also increase driver comfort and road stability to help you safely navigate your way, regardless of road conditions or weather.

OS SUPER LOCK LSD

Our patented design is a revolutionary breakthrough in clutch type limited slip differential design and allows us to have up to twice the friction plates compared to conventional designs. Our quality craftsmanship and original design enables 100% full locking as well as unparalleled durability.

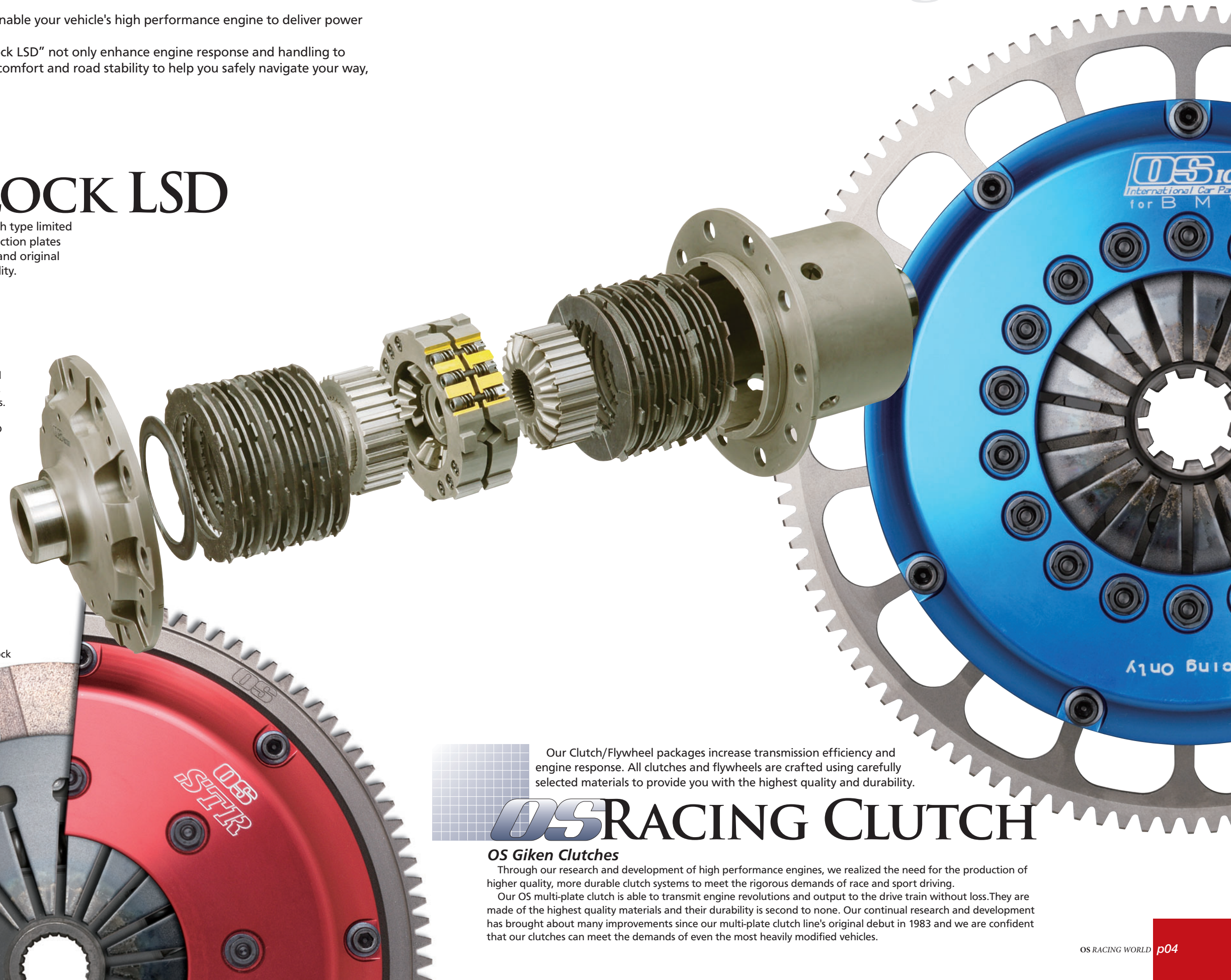
Innovative lock timing control system

While under low or normal load conditions, our patented differential design functions as a normal open differential, but once load is applied, it smoothly transforms into a 100% fully locking differential.

Truly 100% Lock Capable Design

Our OS Super Lock LSD design utilizes miniaturized forged bevel and pinion gears to create more available space inside the differential case, thus allowing us to maximize the number and size of our friction plates.

As a result, our design not only enables 1.5 to 2 times more friction plates compared to most conventional designs, but also makes our LSD able to fully lock 100%.



OS STR CLUTCH

The STR series of single plate clutches were designed for daily driven high performance vehicles. STR clutches provide the comfort of the stock clutch's pedal feel and the strength of a race ready twin plate.

Whether it be a lap around the track or a trip to the corner store, the STR twin plate clutch equally handles each task with ease.


Our Clutch/Flywheel packages increase transmission efficiency and engine response. All clutches and flywheels are crafted using carefully selected materials to provide you with the highest quality and durability.

OS RACING CLUTCH

OS Giken Clutches

Through our research and development of high performance engines, we realized the need for the production of higher quality, more durable clutch systems to meet the rigorous demands of race and sport driving.

Our OS multi-plate clutch is able to transmit engine revolutions and output to the drive train without loss. They are made of the highest quality materials and their durability is second to none. Our continual research and development has brought about many improvements since our multi-plate clutch line's original debut in 1983 and we are confident that our clutches can meet the demands of even the most heavily modified vehicles.



for BMW
OS SUPER LOCK LSD

Model	Year	Type	Engine	T/M	OEM Dif. Type
1 series					
E87	2004-	116i	N45B16A	AT	open
		118i	N45B20B		
		120i	N46B20B		
	2005-	130i	N52B30A	MT/AT	open
3 series					
E30	1984-	M3	S14	MT	mechanical
E36	1991-	318is	M42.44	AT/MT	open
		318i	M40.42.44	AT	
		320i	M50.52		
		323i	M50	AT	open
		325i	M50.52		
		328i	M52		
		M3 B	S50	MT	mechanical
	1998-	M3 C	S52	MT/SMG	
E46		316t	N42	AT	open
		318ti	N42	AT/MT	
	1998-	318i.318ci	M43.N42	AT/MT	
		320i	M52/M54	AT	
		323i	M52	AT	open
		325i	M52/M54		
		328i	M52		
	2003-	330i.330ci	M54	AT	
		330i.330ci	M54	MT/SMG	open
	2001-	M3/CSL	S54/S54TU	MT/SMG	BMDL
E90	2005-	320i/323i	N46B20B	AT/MT	open
	2005-	325i	N52B25A	AT	open
		330i	N52B30A	AT	
	2006-	335i	N54B30A	AT	open
5 series					
E34	1990-	525i	M50	AT	open
		525i	M50		
		530i	M30		
		530i	M60		
		535i		AT	
		M5	3.6&3.8	MT	
E39	1996-	525i	M52.54	AT	open
		528i	M52		
		530i	M54		
		540i	M62		
		540i		AT	open
	1999-	M5	S62	MT	open
E60/61	2003-	525i/530i	M54	AT	open
		525i/530i	N52	AT	open
		540i/550i	N62	AT	open
	2005-	M5/M6	S85B50A	SMG	BMDL
6 series					
E63	2003-	630i	N52B30A	AT	open
		645i	N62B44A	AT	open
		650i	N62B48B	AT/SMG	open
7 series					
E38	1994-	735i		AT	open
		740i		AT	open
		750iL			
E65/66	2001-	735i	N62B36A	AT	open
		745i	N62B44A		
		745Li	N62B44A		
		760Li	N73B60A		
Z3 series					
E40	1996-	1.8i/1.9i	M42.44	AT/MT	
	1996-	1.9i	M44	AT/MT	
	1998.4-	1.9i	M44	AT/MT	
	1999.7-	2.0i	206s4	AT	
		2.2i	M52	AT/MT	mechanical
	1998-	2.8i	M52	AT	
		3.0i	M54		
	1998-	M Roadstar	S50/S52	MT	
	1998-	M Coupe			
Z4 series					
E85	2003-	2.2i	M54	AT	open
		2.5i	M54	AT	open
	2006-	2.5i	N52B25A	AT	open
	2003-	3.0i	M54	AT	open
		3.0i	M54	AT*	
		3.0i	M54	SMG	open
	2006-	3.0si	N52B30A	AT	open
	2006-	M Roadstar	326S4(S54)	MT	BMDL
		M Coupe			


for BMW
OS RACING CLUTCH

Model	Type	Engine Type
Super Single D type		
E30	M3	2.3L
	M3	2.5L
E36	318is	2.0L
Dual Clutch STR2CD C type -D		
E36	M3B	3.0L
	M3C	3.2L
E46	M3	3.2L
Dual Clutch TR2B		
E36	M3B	3.0L
	M3C	3.2L
E46	M3	3.2L
Triple Clutch R3A		
E46	M3	3.2L
Triple Clutch R3C		
E46	M3	3.2L for Turbo





CORVETTE




for CORVETTE OS SUPER LOCK LSD

Type	Engine	Model Year	Shaft
C-4			
E-CY15B	5B	1990-1997	not included
C-5			
E-CY25E	5E	1997-1998	included
GF-CY25E	5E	1999-2002	included
GH-CY25E	5E	2002-2004	included
C-6			
GH-X245	5G	2005	included
GH-X245A(Z06)	6E	2006	included
ABA-X245	6F	2006-	included
ABA-X245A(Z06)	6E	2007-	included

for CORVETTE OS RACING CLUTCH


Type	Engine	Model Year	T/M
C-5			
GF-CY25E(Z51)	5E	1999-2002	6MT
GH-CY25E(Z51)	5E	2002-2004	6MT
C-6			
GH-X245	5G	2005	6MT
GH-X245A(Z06)	6E	2006	6MT
ABA-X245	6F	2006-	6MT
ABA-X245A(Z06)	6E	2007-	6MT



OS SUPER LOCK LSD

Other available 215 diff. applications:

- DODGE
- CHARGER SRT8
- CHALLENGER
- MAGNUM
- Chrysler
- 300C



for DODGE VIPER OS SUPER LOCK LSD

Type	Engine	Model Year	Shaft
DODGE VIPER			
GTS	8M	1999-2002	included
SRT/10	8M	2003-	included

for DODGE VIPER OS RACING CLUTCH

Type	Engine	Model Year	T/M
DODGE VIPER			
GTS	8M	1999-2002	6MT
SRT/10	8M	2003-	6MT


DODGE



LOTUS ELISE/EXIGE

for LOTUS OS SUPER LOCK LSD SPEC-S

Model	Year	Engine
Elise		
STD	1997~2006	18K
111R	2004~2006	2ZZ-GE
S	2007	1ZZ-GE
R	2007	2ZZ-GE
Exige		
S1,340R	2000	18K-VHPD
Exige2	2004~2006	2ZZ-GE
240R	2005	2ZZ-GE S/C
CUP190	2006	2ZZ-GE
CUP240	2006	2ZZ-GE S/C
S	2006~2007	2ZZ-GE S/C
Exige	2007	2ZZ-GE
255	2007	2ZZ-GE S/C



for LOTUS OS RACING CLUTCH STR1CD

Model	Year	Engine
Elise		
111R	2004~2006	2ZZ-GE
S	2007	1ZZ-GE
R	2007	2ZZ-GE
Exige		
Exige2	2004~2006	2ZZ-GE
240R	2005	2ZZ-GE S/C
CUP190	2006	2ZZ-GE
CUP240	2006	2ZZ-GE S/C
S	2006~2007	2ZZ-GE S/C
Exige	2007	2ZZ-GE
255	2007	2ZZ-GE S/C

Coming Soon!!

FORD 9" LSD
Quick Change LSD



for MINI OS SUPER LOCK LSD SPEC-S

Model	Type	Year	T/M
MINI			
Cooper S (MT 1.6)	GH-RE16	2002	6MT Super charger
Cooper S Convertible (MT 1.6)	GH-RH16	2005	6MT Super charger
Cooper S (MT 1.6)	GH-RE16	2005	6MT Super charger
Cooper S (MT 1.6)	GH-RE16	2006	6MT Super charger
Cooper S Convertible (MT 1.6)	GH-RH16	2006	6MT Super charger
Cooper S (MT 1.6)	ABA-MF16S	2007	6MT Turbo charger

for MINI OS RACING CLUTCH STR1CD

Model	Type	Year	T/M
MINI			
Cooper S (MT 1.6)	GH-RE16	2002	6MT Super charger
Cooper S Convertible (MT 1.6)	GH-RH16	2005	6MT Super charger
Cooper S (MT 1.6)	GH-RE16	2005	6MT Super charger
Cooper S (MT 1.6)	GH-RE16	2006	6MT Super charger
Cooper S Convertible (MT 1.6)	GH-RH16	2006	6MT Super charger
Cooper S (MT 1.6)	ABA-MF16S	2007	6MT Turbo charger

MINI COOPER



JAPANESE MODELS



PORSCHE

for Porsche OS SUPER LOCK LSD

Displacement	Model	Year	T/M
911/930			
2.7	CARRERA	72-77	5MT(915)
3	CARRERA 3.0	72-77	5MT(915)
3	911 SC/SCS	78-83	5MT(915)
3.2	911 CARRERA	84-86	5MT(915)
3.0TURBO	TURBO	75-77	4MT(930)
3.3 TURBO	930 TURBO	78-82	4MT(930)
3.3 TURBO	911 TURBO	83-88	4MT(930)
3.2	911CARRERA/CS	87-89	5MT(G50)
3.3 TURBO	911 TURBO	89	5MT(G50)
3.2	SPEED STAR	89	5MT(G50)
964			
3.6	911CARRERA2	90-93	5MT(G50)
3.6	911CARRERA RS	91-92	5MT(G50)
3.8	911CARRERA RS	93	5MT(G50)
3.3 TURBO	911 TURBO 3.3	91-92	5MT(G50)
3.6 TURBO	911 TURBO 3.6	93-94	5MT(G50)
993			
3.6	911 CARRERA	94-97	5MT(G50)
3.7	911CARRERA RS	95-96	5MT(G50)
3.6	911 CARRERA S	97-98	5MT(G50)
996			
3.6	GT2	01-	5MT(G50)
3.6	GT3	00-	5MT(G50)



OS SUPER LOCK LSD

Model No.	Engine	Model Year	T/M
NISSAN 240SX			
S13	KA24DE,KA24E	1989-1994	5MT
S14		1995-1998	
INFINITI G35 / SPORTS COUPE			
G35	VQ35DE	2002-2007	6MT/AT
MAZDA MX-5 MIATA			
NA8C	BP-ZE	1993-1998	5MT/AT
NB8C	BP-ZE/VE		6MT/AT
MAZDA MX-5			
NCEC	LF-VE	2005-	5MT/6MT/AT
HONDA CIVIC			
EP3	K20A	2001-2004	6MT
FD2	K20A	2006-2007	6MT
SUPRA			
JZA80	2JZGTE(RZ)	1993-1996	6MT
	2JZGTE	1996-2002	6MT/AT

for Vintage Automobiles



OS SUPER LOCK LSD

Type	Engine	Model Year	T/M	OS No.
FAIRLADY				
SR311	U20	1967-1970	5MT	ask
FAIRLADY Z				
S30(240Z)	L24	1968-1978	5MT	ask
S30(260Z)	L26	1968-1978		
S30(280Z)	L28	1968-1978		
S130(280Z)	L28	1978-1983		
S130(280Z)	L28ET	1982-1983		
TOYOTA2000GT				
MF10(early)	3M	1967-1969	5MT	ask
MF10(later)	3M	1969-1970		
RX-7				
SA22C	12A	1978-1983	5MT	ask
SA22C	12A turbo	1983-1985		
FB3S	13B	1983-1985		

OS RACING CLUTCH

Type	Engine	Model Year	T/M	OS No.
FAIRLADY				
SR311	U20	1967-1970	5MT	TS2A-SS
FAIRLADY Z				
S30(240Z)	L24	1968-1978	5MT	TS2A,TS3A,TS3B
S30(260Z)	L26	1968-1978		
S30(280Z)	L28	1968-1978		
S130(280Z)	L28	1978-1983		
S130(280Z)	L28ET	1982-1983		
SUNNY				
B110	A12	1970-1973	5MT	TS1AS,TS2AS
	L14	1971-1973		
B210	A12	1973-1977		
	A14	1973-1977		
	L14	1973-1977		
	L16	1973-1977		
TOYOTA2000GT				
MF10(early)	3M	1967-1969	5MT	TS2AS
MF10(later)	3M	1969-1970		





MAXIMUM TRACTION AND EFFORTLESS DRIVING BROUGHT TOGETHER

LandCruiser 80, Moguls



for LAND CRUISER OS RACING CLUTCH

Model No.	Engine	Model Year	T/M	OS No.
E-FZJ80J	1FZ	1991-1996	5MT	R2C,R3C

OS SUPER LOCK 4 FOR 4WDs

Model	Year	Engine	Front	Rear	
HILUX SURF					
#N60	84.5~89.4	3Y/2L	<input type="checkbox"/>	<input type="checkbox"/>	Rigid Suspension Type Application Only for Front
##N130	89.5~95.11	2L/3L/3Y/3VZ	-	<input type="checkbox"/>	
##N180	98.8~02.9	1KZ/1KD/3RZ/5VZ	-	<input type="checkbox"/>	2WD Application Only
##N185	98.8~02.9	1KZ/1KD/3RZ/5VZ	<input type="checkbox"/>	<input type="checkbox"/>	
##N210	02.10~	1KD/3RZ/5VZ/2TR/1GR	-	<input type="checkbox"/>	2WD Application Only
##N215	02.10~	1KD/3RZ/5VZ/2TR/1GR	<input type="checkbox"/>	<input type="checkbox"/>	
LAND CRUISER					
##J40	60.1~84.10	B/2B/3B/H/2H	<input type="checkbox"/>	<input type="checkbox"/>	Full Floating Type Application Only
##J50	67.4~80.7	F/2F	<input type="checkbox"/>	<input type="checkbox"/>	Full Floating Type Application Only
##J60	80.8~90.1	2F/2H/3B/3F	<input type="checkbox"/>	<input type="checkbox"/>	Full Floating Type Application Only
##J70	84.11~89.12	3B/13B/1PZ/1HZ	<input type="checkbox"/>	<input type="checkbox"/>	Full Floating Type Application Only
##J70	90.1~	3B/13B/1PZ/1HZ	<input type="checkbox"/>	<input type="checkbox"/>	Full Floating Type Application Only
##J80	89.10~97.12	1HZ/1HD/3F/1FZ	<input type="checkbox"/>	<input type="checkbox"/>	Full Floating Type Application Only
##J100	98.1~07.6	1HD/2UZ	<input type="checkbox"/>	U/D	
##J200	07.9~	2UZ	U/D	U/D	
FJ CRUISER					
GSJ10	06.3~	1GR	-	<input type="checkbox"/>	2WD Application Only
GSJ15	06.3~	1GR	<input type="checkbox"/>	<input type="checkbox"/>	
LAND CRUISER WAGON / PRADO					
##J70	84.11~90.3	2L	<input type="checkbox"/>	<input type="checkbox"/>	
##J70	90.4~96.4	2L/1KZ	<input type="checkbox"/>	<input type="checkbox"/>	
##J90	96.5~02.9	1KZ/1KD/3RZ/5VZ	<input type="checkbox"/>	<input type="checkbox"/>	
##J120	02.10~	1KD/3RZ/5VZ/2TR/1GR	<input type="checkbox"/>	<input type="checkbox"/>	
SAFARI					
160	80.6~87.10	SD33	-	Ask	
##Y60	87.11~97.9	RD28/TD42/TB42	<input type="checkbox"/>	<input type="checkbox"/>	
##Y61	97.10~07.6	RD28/ZD30/TD42/TB45/TB48	<input type="checkbox"/>	<input type="checkbox"/>	
HIACE 4WD					
100	89.8~04.7	2L/3L/5L/1KZ/1RZ/2RZ/1TR	Ask	Ask	
200	04.8~	1KD/2KD/1TR/2TR	Ask	Ask	

Attention: The above listed TOYOTA vehicles with a locked diff/spool/diff-lock system are not compatible with the OS SUPER LOCK 4.

Attention

The OS SUPER LOCK 4 is a torque-sensing L.S.D.; the differential might not lock if one wheel on one side of the vehicle is in the air. In this case, please apply brakes (foot or e-brake), gradually apply throttle until the diff starts to lock, and then release the brakes. The unit will remain in a locked state as long as throttle is being applied.



FJ Cruiser, in DUBAI

LandCruiser PRADO, Snow Attack

Special Order

ALFA ROMEO
ASTON MARTIN
AUDI
FERRARI
LAMBORGHINI
LANCIA
MASERATI
MERCEDES BENZ
JAGUAR
PEUGEOT
VOLKSWAGEN


We produced some parts for above.
Please contact us for detail.



Worldwide Distributors

Technical Authorized Distributors

Authorized Distributors



USA OSGIKEN USA

OS Giken USA (Toyota Tsusho America inc.)
1977 w. 190th St., suite 200 Torrance, CA 90504, USA
Phone: +1-310-243-1344 Fax: +1-310-516-0858
Email: Robert_New@taiamerica.com
Email: Sean_Fenstermacher@taiamerica.com
Email: Mark_Mendoza@taiamerica.com
www.osgiken.net



UK OSGIKEN UK

OS Giken UK (R.B.Motorsport)
Unit C4 Towngate Works Industrial Estate Dark Lane
Marwdesley Lancashire L40 2QU, UK
Phone: +44-1704-822-848 Fax: +44-1704-823-231
Email: rod@rbmotorsport.co.uk
www.osgiken.co.uk



UAE INTRACO
HIGH PERFORMANCE

UAE Intraco Trading
P.O.Box 5012, Sharjah, U.A.E.
Phone: +971-6-539-5535 Fax: +971-6-539-5545
Email: intracotrading@hotmail.com
www.intracotrading.com

AUSTRALIA



OTOMOTO Pty Ltd
3/8 York Rd Ingleburn NSW 2565, Australia
Phone: +61-2-8798-1469 Fax: +61-2-8798-1485
Email: sales@otomoto.com.au
www.otomoto.com.au

GREECE



Auto Turbo
101 iera odos street Athens 10447, Greece
Phone: +30-210-341-7987 Fax: +30-210-346-1980
Email: info@autoturbo.gr
www.autoturbo.gr

SINGAPORE



ST POWERED PTE LTD
No.3 Kim Chuan Lane Singapore 537069 Singapore
Phone: +65-6282-0330 Fax: +65-6287-0320
Email: samueltan@stpowered.com.sg
www.stpowered.com.sg

NEW ZEALAND



OS Giken NZ (Dodson Auto Spares Ltd)
20-22 Poland Road, Glenfield, Auckland New Zealand
Phone: +64-9-441-3152
Email: sales@osgiken.co.nz
www.osgiken.co.nz

RUSSIA



RED POINT Tuning Center
Nikitina St. 20 apt. 4 Novosibirsk, 630008 Russia
Phone: +7-383-292-6604 Fax: +7-383-266-5511
Email: alexey@redp.ru
www.redp.ru

Mainland CHINA



FULL THROTTLE MOTORSPORT
Phone: +86 10 69757003 Fax: +86 10 69757002
www.goftm.com

Crazy Racing Motor Sport Co., Ltd. (HONG KONG)
Phone: +852 2394 7602 Fax: +852 2394 7616
www.crazy-r.com.hk

TAIWAN



AAI MOTORSPORTS CO.
Phone: +886 2 82263988 Fax: +886 2 82262696
MAXPOWER RACING Co., Ltd
Phone: +886 2288 29818 Fax: +886 2288 30886